




## Overview

The IRM4 - Interposing Relay Module has four independent channels that can be used for three typical interposing relay applications: Voltage in, Contact Out; Voltage In, Voltage Out; and Contact In, Contact out. The relay is energized by an external power source for the "Voltage In" options and from the IRM4 Module for the "Contact In" option. "Voltage Output" is always sourced via the backplane. Jumpers are used to set the mode for each individual channel and the wiring for each channel terminates via 4-pole 3.5mm connectors.

The unit is mounted in a BP2, BP4, BP8 or BP4-V Backplane with power provided by the Backplane. The Backplane is typically powered by a PS17/18/19RF Power Supply.

Each relay on the IRM4 Module has a 24VDC coil switching Form C contacts. A SPDT switch allows each output to be configured as NO/NC. LEDs provide power status of the unit as well as the state of each individual relay.

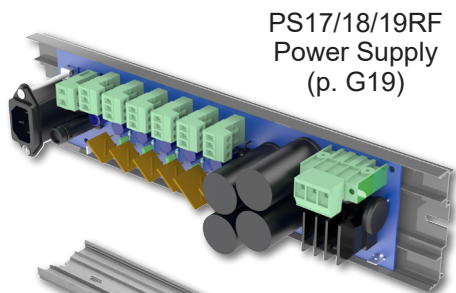


**Fig. 1:** IRM4 Interposing Relay Module

<b>Part Number</b>	<b>Description</b>	<b>List Price</b>
<b>BA/IRM4</b> .....	Interposing Relay Module.....	\$153


Submittal datasheets without List Prices are available on our website at [www.bapihvac.com](http://www.bapihvac.com)

## Associated Products




PS17/18/19RF Power Supply (p. G19)

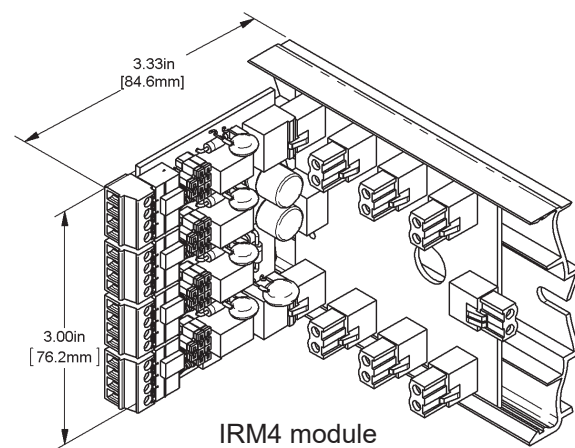
TRK18 Snaptrack (p. G18)



BP2, BP4 or BP8 Interface Backplane (p. G16)



## Specifications



IRM4 module plugged into a BP4 Backplane

**Power Voltage:** 26 to 30VDC; 20 to 24VAC

**Power Current:** 1 Amp Max

Contact sensing voltage is the same as the power input voltage.