




Features & Options

- Designed for Monitoring Overpressure, Vacuum and Differential Pressure of Air or Other Non-Combustible, Non-Aggressive Gases
- Ideal for Air Filter and Fan Status Monitoring, Industrial Cooling-Air Circuit Monitoring, Duct Air Flow Monitoring, Air Flow Proving for Heater Control and Frost Prevention Circuits
- Field-Adjustable Dial to Select Any Trip Value Within Each Pressure Range

Total Probes and Tubing

Two static pressure probes and two meters of pressure tubing are available as an accessory.



Beck Adjustable Pressure Switch

Specifications

Burst Pressure: 40" WC (10 kPa) for all pressure ranges

Medium: Air, non-combustible and non-aggressive gases

Operating Temperature: -4° to +185°F (-20 to +85°C)

Storage Temperature: -40°F to +185°F (-40 to +85°C)

Accuracy:

Deviation: $\pm 15\%$, min. ± 0.04 " WC (± 10 Pa) • Drift: $\pm 15\%$

Diaphragm Material:

Silicone, tempered at 392°F (200°C), free of gas emissions

Pressure Connections:

2 plastic pipe connection pieces, external dia. 0.24" (6mm)

Marked "+" to higher pressure, marked "-" to lower pressure

Body and Cover Material: UV-resistant plastic

Mechanical Working Life: Over 1,000,000 switching operations

Electrical Rating:

0.4A Inductive, 250 VAC • 1.5A Resistive, 250 VAC

0.8A Inductive, 125 VAC • 3.0A Resistive, 125 VAC

0.4A, 30VDC • 0.1A, 24 VDC

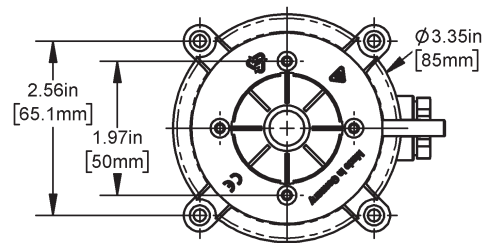
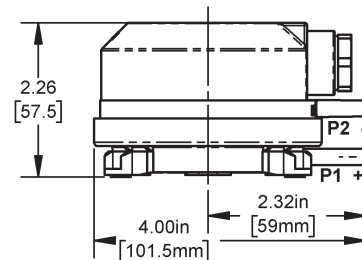
Electrical connections:

1/4" Spade Plug (AMP flat plug), 0.25" x 0.03" (6.3 x 0.8mm) in accordance with DIN 46244 or push-on screw terminals included

Protection Category: IP54 or IP65

CE Conformity:

Low Voltage Directive 2014/35/EU; RoHS Directive 2011/65/EU





Beck Adjustable Pressure Switch

D21

Zone Pressure Sensors

Datasheets without List Prices are available on our website at www.bapihvac.com

Ordering Information

Part Number	Pressure Range	Accuracy/ Repeatability	Encl. Rating	List Price
BA/APSW1	0.08 to 1.2" WC / 20 to 300 Pa	±5% / min. ±0.02" WC (±5 Pa)	IP54	\$25
BA/APSW2	0.2 to 2" WC / 50 to 500 Pa	±2.5% / min. ±0.02" WC (±5 Pa)	IP54	\$25
BA/APSW3	0.8 to 4" WC / 200 to 1,000 Pa	±1% / min. ±0.02" WC (±5 Pa)	IP54	\$25
BA/APSW4	0.12 to 1.6" WC / 30 to 400 Pa	±5% / min. ±0.02" WC (±5 Pa)	IP54	\$25
BA/APSW5	2 to 10" WC / 500 to 2500 Pa	±1%	IP54	\$25
BA/APSW6	0.8 to 4" WC / 200 to 1,000 Pa	±1%	IP54	\$25
BA/APSW1-65	0.08 to 1.2" WC / 20 to 300 Pa	±5% / min. ±0.02" WC (±5 Pa)	IP65	\$37
BA/APSW2-65	0.2 to 2" WC / 50 to 500 Pa	±2.5% / min. ±0.02" WC (±5 Pa)	IP65	\$37
BA/APSW3-65	0.8 to 4" WC / 200 to 1,000 Pa	±1% / min. ±0.02" WC (±5 Pa)	IP65	\$37
BA/APSW4-65	0.12 to 1.6" WC / 30 to 400 Pa	±5% / min. ±0.02" WC (±5 Pa)	IP65	\$37
BA/APSW5-65	2 to 10" WC / 500 to 2500 Pa	±1%	IP65	\$37
BA/APSW6-65	0.8 to 4" WC / 200 to 1,000 Pa	±1%	IP65	\$37
BA/APSW-ACC	2 Total Pressure Tubes and 2 Meters of Pressure Tubing			\$3.50



Gray shaded items follow the Buy and Resale Multiplier.

