



## Features & Options

- Economical & Easy to Install
- Accommodates 1/8" I.D. to 5/32" I.D. Tubing
- Rooftop, Wall or Vertical Mount

BAPI's Outside Air Pressure Pickup Port is an easy, economical and attractive way of measuring outdoor static pressure. The pickup port also helps stabilize readings because it significantly reduces the pressure fluctuations caused by wind gusts.

Differences in building pressure are caused by the operation of supply fans or exhaust fans and usually measure less than .1 inches of water column (W.C.). A gentle breeze of 10 MPH provides a pressure of .048 inches W.C., while a strong wind of 40 MPH provides .772 inches W.C. A gale of 75 MPH can measure over 2.7 inches. BAPI's pickup port significantly reduces these wind pressures for a stable and accurate reading at the pressure sensor and controller.

The unit is also very rugged with a UV-resistant and flame-retardant housing to perform and last under harsh conditions. It is available in Rooftop or Wall Mount or Vertical Mount for building soffits or ceilings.

**Rooftop Mount or  
Wall Mount**  
(Conduit and tubing  
not included)



## ORDERING INFORMATION

**Part Number: ZPS-ACC10**

Rooftop or Wall Mount Unit

**Part Number: ZPS-ACC10-V**

Vertical Mount Unit

## Specifications

### Environmental Operation Range:

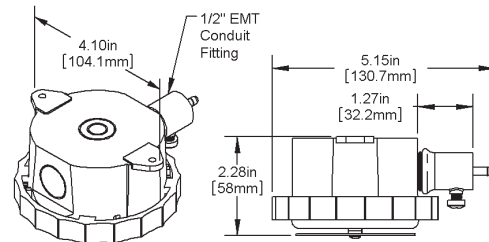
Temperature:  
-40 to 212 °F  
(-40 to 100 °C)

Humidity:  
0% to 100% RH,  
condensing

### Material:

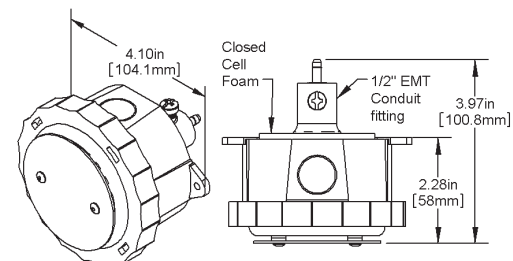
UV-resistant plastic

### Rooftop or Wall Mount



Patent  
Pending

### Vertical Mount





Rev. 10/16/12

# Outside Air Pressure Pickup Port

C21

*Zone Pressure Sensors (ZPS)*

Datasheets without List Prices are available on our website at [www.bapihvac.com](http://www.bapihvac.com)

## Ordering Information

<u>PART NUMBER</u>	<u>DESCRIPTION</u>	<u>LIST PRICE</u>
ZPS-ACC10.....	Rooftop or Wall Mount Outside Air Pressure Pickup Port.....	\$40
ZPS-ACC10-V .....	Vertical Mount Outside Air Pressure Pickup Port .....	\$40

## Wall & Ceiling Pressure Pickup Ports

*Wallplates and Delta Style units available as pressure pickups alone or as combination pressure pickup and temperature sensor*

The Wall Pressure Pickup Port comes standard on a brushed stainless steel plate or in a Delta Style enclosure, both sized to fit a common 2" x 4" electrical box. A foam gasket seals the plate or enclosure to the wall. The Wall Plate and Delta Style Enclosure can be used for pressure alone or as a combination temperature sensor and port.

BAPI also offers a Ceiling Mount Square Cover that fits a standard 3/4" thick suspended ceiling tile and a rectangular version with a 2" x 4" electrical box.


The Low Profile Port is ideal for locations where aesthetics are as important as the pressure measurement. The only visible portion is a flush 7/8" dot on the wall. The built in surge damper smoothes out rapid variations in air pressure for a more stable reading.



**Delta Style Enclosure**



**Wall Plate**



**Low Profile Port**



**Ceiling Mount Square Cover**



**Ceiling Mount Cover & J-Box**

*For more info, see pages C18-19*

